

AZtecLiveLite with Xplore 65 for SEM

Real-Time Chemical Analysis

AZtecLiveLite with Xplore is a system solution that takes the EDS technique from the static to the dynamic with real-time chemical analysis.

AZtecLiveLite includes all the tools required to perform:

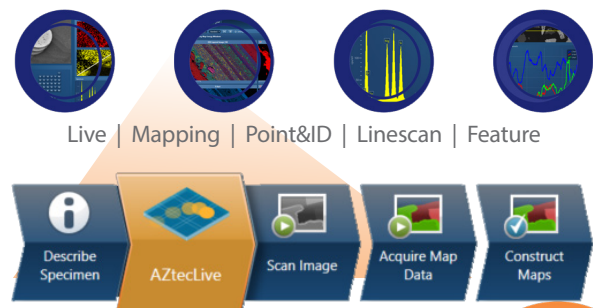
- Qualitative and quantitative analysis
- Image capture and image centric analysis (both static and dynamic)
- X-ray spectral mapping and linescanning
- AutoID and standardless quantitative analyses achieved automatically to new levels of accuracy

AZtecLiveLite Software	
Image	✓ (Res up to 8K)
Spectrum Acquisition	✓
X-Ray Mapping	✓ (Res up to 4K)
X-Ray LineScanning	✓ (up to 8K points)
Live Chemical Imaging	✓
AZtecLiveLite can be easily upgraded to meet expanding application requirements (Users can choose from a host of software options)	
TruMap	Optional
Drift Correction	Optional
AZtecFeature	Optional

Hardware - Xplore with X1 electronics	
Detector	Xplore 65
Sensor Size	65 mm ²
Detection Range	B(5) to Cf(98)
Resolution	Mn K <129 eV@100,000 cps
Max. input count rate	>1,000,000 cps
Quantitative count rate	>100,000 cps
Controller	X1 (1 Detector, 2 images)

AZtecLiveLite Software

AZtecLiveLite EDS Software is designed for users with more advanced EDS requirements and is equipped with several navigators, which are designed to help take you through your analysis tasks step by step, enabling all users to achieve the same high-quality results every time.

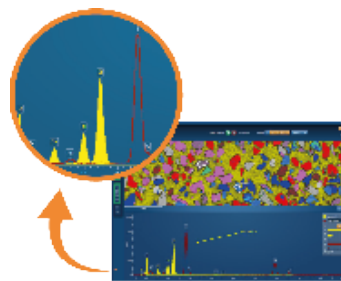


Live Chemical Analysis – A completely new way of investigating your sample

Enables the quick and comprehensive investigation of a sample with real-time chemical feedback via a Live Electron Image, Live X-ray Maps and a Live Spectrum, even while the TTM stage is moving.



Live Spectrum Compare – speed up your analysis with instant results




- No need to wait until acquisition is completed - Quant results shown instantly in the MiniQuant viewer
- Compare a spectrum with a previously acquired spectrum even during acquisition

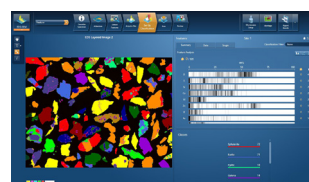
Optional Software:

TruMap – Overlap and background correction helps you see the true distribution of elements in your sample

With normal mapping S and Pb maps look identical, but with TruMap technology the real S and Pb distributions are revealed.



AZtecFeature – Automated particle analysis platform for the rapid characterisation of 1000s of particles, features and/or inclusions per hour.



- Find rare “killer” particles
- Determine proportions of different particle types

DESCRIPTION	AZtecOne	AZtecLiveOne	AZtecLiveLite
Analyser Navigator/Step (Spectrum Acquisition)	✓	✓	✓
Point&ID Navigator/Step (Spectrum Acquisition)	✓	✓	✓
Mapping Navigator/Step (Map Acquisition)	✓	✓	✓
LineScan Navigator/Step (LineScan Acquisition)	✓	✓	✓
LiveSpectrum for AZtecLiveOne with Live Spectrum Viewer (Live chemical analysis)	×	✓	×
LiveMapping for AZtecLiveOne (Live Chemical Imaging)	×	Option	×
AZtecOne AutoLock (Drift correction for AZtecLiveOne software)	×	Option	×
AZtecLiveStep (Live Chemical Imaging)	×	×	✓
AZtecLiveTrace (Records locations visited during 'Live' analysis)	×	×	Option
Image Registration (use imported image to navigate in microscope) – also works on SEM images	×	×	Option
AZtec Standardisation Manager (Input users standards)	×	×	✓
Report Template Editor (Create your own report templates)	×	×	✓
Custom Mode (Configurable user interface)	×	×	Option
AZtec AutoLayer (Automatically combine electron image and X-ray maps in a single image)	×	×	Option
AZtec TruMap (Overlap and background corrected mapping)	Option	Option	Option
AZtec AutoLock (Drift correction for AZtecLive Software)	×	×	Option
AZtec AutoPhaseMap (Automatic phase analysis)	×	×	Option
AZtec QuantMap (Quantitative Mapping and Linescanning)	×	×	Option
AZtec Large Area Mapping	×	×	Option
AZtec MapQueue (Automated point map acquisitions)	×	×	Option
AZtecFeature Analysis (Automated Particle Analysis software)	×	×	Option
AZtecSteel (automated analysis and classification of non-metallic inclusions in steel - Requires MS Office and AZtecFeature)	×	×	Option
AZtecGSR Package (Gun Shot Residue analysis – requires AZtecFeature)	×	×	Option
AZtecClean (Measure the Technical cleanliness of components to industrial standards - requires AZtecFeature)	×	×	Option
AZtecAM (Automated analysis of particles used in Additive Manufacturing – requires AZtecFeature)	×	×	Option
AZtecMineral - automates the acquisition of EDS data and morphological information from geological materials. The accompanying post-processing application, GrainAnalyser2, includes the option to classify against a database containing >4000 mineral compositions.	×	×	Option
AZtec LayerProbe (Calculates thicknesses and compositions of multi-layer structures)	×	×	Option
AZtecLiveOne for AZtecLive (Add AZtecLiveOne functionality to an AZtecLive installation)	×	×	Option

Visit nano.oxinst.com

The materials presented here are summary in nature, subject to change, and intended for general information only. Performances are configuration dependent. Additional details are available. Oxford Instruments NanoAnalysis is certified to ISO9001, ISO14001 and ISO45001. AZtec, Symmetry, Ultim, Tru-I and Tru-Q are Registered Trademarks of Oxford Instruments plc, all other trademarks acknowledged. Patents: US11195692B2, US9671354B2.

© Oxford Instruments plc, 2024. All rights reserved. LITR512039-01

